

# NEBRASKA NURSERY NEWS

NEBRASKA NURSERY AND LANDSCAPE ASSOCIATION

## EXPLORE VALA'S PUMPKIN PATCH FOR NNLA FALL FIELD DAY!

**October 14, 2020 at 3:30 p.m.**

The NNLA Board of Directors is excited to partner with Vala's Pumpkin Patch for an exclusive behind the scenes virtual video series!

Our Fall Field Day will feature Vala's Agriculture Manager, Vaughn Hammond as he gives NNLA an in-depth look at this 100+ year old farm and its operations. With your registration, you will virtually tour the apple orchard, pumpkin patch and the vast plant and tree varieties that inhabit the property.

The Virtual Fall Field Day will be emailed to registrants throughout the week of October 5th in a series of three videos. You will then have the opportunity to participate in a live Q&A Zoom Networking Event on October 14th. Grab your favorite beverage from the comfort of your office, home or truck and call in to network with other landscape and nursery professionals and ask Vaughn all your burning questions after watching the videos.

Earn up to 2.0 hours of continuing education hours. You will receive 1.0 hour for watching the video series and 1.0 hour for participating in the Q&A Networking Event.

Registration will open on Monday, September 14, 2020. Watch your email for the online link. The registration fee will be \$45 for NNLA members and \$95 for non-members.

**Show your support of NNLA by sponsoring this event – see flyer at the end of the newsletter for details.**

### Gold Sponsor - \$500

:15 video to be played during each webinar (companies are responsible for production)  
Sponsorship Slide shown during webinar opening  
Logo listed with sponsors on all marketing materials

### Silver Sponsor - \$250

Sponsorship Slide shown during webinar opening  
Logo listed with sponsors on all marketing materials

Vaughn Hammond is the Agriculture Manager at Vala's Pumpkin Patch and Orchard in Gretna, NE. His career has focused around local foods and sustainable, alternative agriculture and the entrepreneurship related to small farming. His education includes a Bachelor of Science in Horticulture and a Masters of Science in Entomology. His previous experience includes working as Orchard Manager at Kimmel Orchards in Nebraska City and Union Orchard in the Nebraska City Area as well as the University of Nebraska as an Extension Educator and Research Technologist focusing on local food production. He also spent time as an Agriculture Advisor in Afghanistan working with fruit, vegetable and honey producers in the Paktya Province.



VALA'S  
APPLE ORCHARD  
& CIDER MILL  
— est. 2010



**Vaughn Hammond,  
Agriculture Manager,  
Vala's Pumpkin Patch**

*Save  
the Date!*

### NNLA Virtual Fall Field Day

October 14, 2020 - 3:30 p.m.  
Virtually tour Vala's!

### NNLA Winter Conference

December 3, 2020 event at the DC Centre is canceled.  
Plans for a virtual conference in December are underway.

**More information at:**  
[Members.nnla.org/nnla-events](http://Members.nnla.org/nnla-events)



THE NNLA MISSION: TO ADVANCE THE NURSERY AND LANDSCAPE INDUSTRY BY PROVIDING OPPORTUNITIES FOR NETWORKING, EDUCATION, ADVOCACY AND CERTIFICATION TO INDUSTRY PROFESSIONALS FOR THE PURPOSE OF COLLECTIVELY GROWING THEIR BUSINESSES.

# NEBRASKA NURSERY NEWS

## PRESIDENT'S MESSAGE BY BRIAN MUNK



Hello Everyone! I hope this newsletter finds everyone busy, safe and healthy.

What a crazy year this has been so far. One thing I've noticed this year is how well our industry is able to make changes and adapt to new conditions and recommendations, and I believe we are all doing a terrific job! I've not been able to visit as many member businesses as I have in the past this year, but one characteristic that I found encouraging, in those that I have shopped at, is that with more people working from home and/or staying home more, our industry appears to be having a strong year. I hope that everyone is seeing some of this increased business.

As our industry and the country move forward, change is inevitable. Change in how we meet, communicate and educate is a topic most of us are discussing on a daily basis it seems. With that in mind, your NNLA Board are making some adjustments to this year's educational/networking events. We are all working very hard to offer all members the opportunity for high quality, effective and safe educational events. There are details in this newsletter describing what we are and will be doing through the rest of this season, so please look closely and feel free ask any questions you may have.

## NNLA MEMBERSHIP RENEWAL

Membership renewal forms have been sent for the 2020-2021 membership year. Thank you to those who have renewed. If you did not receive your renewal invoice, contact the NNLA office. Membership dues must be received by September 1, 2020.

## NNLA BOARD OF DIRECTORS 2020

### Brian Munk, NCN

**PRESIDENT 2019-20**  
Downtown Lincoln Association  
206 S. 13th, Ste. 101 Lincoln, NE 68508  
402-441-0020  
btmunk@hotmail.com

### Jason Kuehl, NCN

**VICE PRESIDENT 2019-20**  
Plant Right, LLC  
5656 S. 188th St., Omaha, NE 68135  
402-669-6703  
jkuehl@plantrightsolutions.com

### Brett Schroer, NCN

**TREASURER 2019-21**  
Urbanroots Landscape  
15259 Cooper St., Omaha, NE 68138  
402-819-4913  
brett@urbanrootslandscape.com

### Marti Neely, NCN

**PAST PRESIDENT 2019-20**  
Marti Neely Design & Associates  
9811 Sprague St., Omaha, NE 68134  
Cell: 630-0050  
martineelyapl@gmail.com

### Lee Olson, NCN

**2020-2022**  
Landscapes Ink.  
392 Leighton Ave, Union, NE 68455  
402-881-0713  
landscapesink@gmail.com

### Kendra Bretschneider, NCN

**2018-20**  
506 Limberly Way  
St. Libory, NE 68872  
kbretschneider2@gmail.com

### Ashly Neneman

**2019-21**  
Sun Valley Landscaping  
5601 Harrison St., Omaha, NE 68157  
402-932-5704  
ashly@sunvalleyomaha.com

### Aaron Oltmans

**2020-2022**  
Plains Tree Farm Inc.  
306 East 12th St., Davenport, NE 68335  
402-364-2186  
sales@plainstreefarm.com

### Sheila Schrader, NCN

**2018-2020**  
Lincoln Landscaping Company  
10810 Saltillo Rd., Roca, NE 68430  
402-423-0334  
sheila@lincolnlanscapingcompany.com

### Terri James

UNL Department of Agronomy and Horticulture Lincoln, NE  
402-472-8973 - Tjames2@unl.edu

### Julie Van Meter, NCN

Nebraska Department of Agriculture  
Lincoln, NE - 402-471-6847  
julie.vanmeter@nebraska.gov



www.sesterfarms.com  
1 (800) 832.4487



**MILES IMEL**  
Nebraska Territory Sales  
miles@sesterfarms.com | 503-209-3653

Visit Miles at our Nebraska office:  
1220 CENTER AVE.  
MITCHELL, NE 69357

*We have 2 divisions to help garden centers, landscapers, & growers find plant solutions!*



Retail-Ready Plants  
**Plants That Sell™**

- DELIVERED PRICING
- CUSTOM PRICE & UPC LABELS
- PICTURE TAGS ON EVERY PLANT!



Grower-Friendly Plant Solutions  
**Growing Made Simple™**

- DECIDUOUS BAREROOT & GROW BAGS
- ROOT OPTIMIZATION
- GREENHOUSE LINERS

## NEBRASKA NURSERY NEWS

### PLANT NATIVE: WILD BERGAMOT



Plant Native: Wild Bergamot, *Monarda fistulosa*  
 Height: 4-5'                      Spread: 2'  
 Sun: full sun                      Water: medium

Wild bergamot or beebalm is a great choice for any sun-loving, prairie style garden with its showy blooms and benefits to pollinating insects. It grows naturally in high quality prairies, savannas and margins of woods. It is a sturdy, upright perennial wildflower that slowly expands over time to form colonies. Wild beebalm is very adaptable. It thrives in full sun and moist, organic soils but also grows well in clay and high pH soils, and can take heat and drought. In summer, the plants are topped with jazzy, fragrant 2-3" wide flower clusters in soft pink or lavender. The individual, tubular flowers in each cluster are arranged in a ring, packed tightly to form a ragged, mop-headed appearance. It blooms over a long period from late summer to early fall and pollinators flock to the blooms. The nectar attracts bumblebees, butterflies, hummingbird moths and other visitors but its mint-like foliage is distasteful to deer and rabbits. This important plant is high in thymol, a strong antiseptic (also in thyme) for bee health.

*Native plant recommendations from the Nebraska Statewide Arboretum, [plantnebraska.org](http://plantnebraska.org)*

### NNLA REQUESTING CALL FOR PRESENTATIONS

Are you interested in speaking at a NNLA event? Know someone who should be presenting?

NNLA is looking for speakers and session topic ideas for our winter conference which will be held virtually. Are you interested in speaking at our conference or do you have a topic idea or even a speaker that you think our membership would benefit from? Please fill out this form and let us know! Submit your entries by September 11, 2020

Complete the Call for Presentation form at <https://www.surveymonkey.com/r/NZTJW3W>. The NNLA Planning Committee will review and be in touch with next steps should your presentation be a good fit for the programming. Thank you for your interest in presenting.

#### ADVERTISE IN THE NNLA NEWSLETTER

Would you like to see your company featured in an ad in the Nebraska Nursery & Landscape Association's quarterly newsletter, Nebraska Nursery News?

You will have the opportunity to present your company logo, products/services and company identity to members from across the state. Check out the new lower advertising rates on the last page of the newsletter. This is a great, affordable opportunity to reach members and anyone who views the newsletter on the website. Please contact the NNLA office at [jennifer@youraam.com](mailto:jennifer@youraam.com) or (402) 381-7154 for further details.

### WALNUT TWIG BEETLE DISCOVERED IN GERING

The Nebraska Department of Agriculture (NDA) announced today that walnut twig beetle, a carrier of a fatal disease of walnut trees, was discovered in Gering. This is the first confirmation of the beetle in Nebraska.

Walnut twig beetles are tiny brown insects that feed under the bark, causing twigs to die.

"The walnut twig beetle actually is not a serious pest," said Rachel Allison, Western Forest Health Specialist for the Nebraska Forest Service. "The problem is the beetles often carry fungal pathogens on their bodies, which can infect the trees they feed on. The resulting disease, known as 'thousand cankers disease,' causes trees to decline and die."

Thousand cankers disease has killed walnut trees throughout the western United States over the past two decades. It was particularly devastating in the communities along the Front Range of Colorado, the majority of black walnut are now gone. The only walnut species native to Nebraska, the eastern black walnut, is highly susceptible to the disease. In addition to its use for timber, nuts and wildlife habitat, black walnut is commonly planted in community and rural landscapes. Diseased trees initially exhibit yellowing foliage, followed by brown wilted foliage, branch dieback and tree death. Tree death occurs two to three years after initial symptoms appear.

"No diseased trees were identified in Gering," Allison said. "However, trees may be infected for many years without visible symptoms."

The twig beetles were captured in detection traps placed near walnut trees at the Monument Shadows Golf Course in Gering by the NDA as part of their annual walnut twig beetle survey. More intensive detection efforts will be conducted in the coming weeks.

The NDA implemented a quarantine prohibiting the movement of walnut wood into Nebraska in 2010. The walnut twig beetle and canker fungus are easily moved long distances in diseased wood. Regulated material includes walnut branches, logs, firewood, green lumber, bark, wood chips and nursery stock. At this time there are no treatments available to control diseased walnut trees. More information can be found at <https://nfs.unl.edu/publications/walnut-twig-beetle-nebraska>


## NEBRASKA NURSERY NEWS

# BENEFICIAL LANDSCAPES: OH, THE HUMILITY (OF GARDENING)



As gardeners, we make decisions every day about what stays, what goes and what will take its place. Being faced with constant predicaments means we're bound to get it wrong some of the time; in fact, the longer someone's been at it, the more embarrassing notches go on the belt. A garden is a living rather than static thing and never entirely within our control. For gardeners, this unsettling process of working toward one result and having something altogether different happen in the meantime ultimately moves us from novice toward master. It requires constant flexibility; there are no masters on this road, just humbler gardeners. Long-time Nebraska landscape architect Steven Rodie says plants regularly "make a liar out of him." So too do they defy and befuddle the rest of us.

There must be something we enjoy about the garden as an unbounded source of the unexpected, or else we would have gotten out of the game a long time ago. All that excitement certainly keeps us at NSA on our toes—even with over 40 years of collective wisdom wafting through the halls, our staff admit that we get stumped regularly. As proof, here's a selection of planting puzzles inspired by gardening-gone-wrong stories we've endured just recently. Follow along to decide how you would handle each situation, and whether it aligns with what we ended up doing.



1. VOLUNTEER VINES—You're establishing a living mulch garden between the house and sidewalk, and it's filling in nicely except for the three-foot strip underneath the eave. Then two vines—Virginia creeper and winter creeper—show up at the back stoop. The former is already headed up your (rather ugly) siding and the latter is spreading throughout your bluestar. You concede that they're a living mulch of sorts, so do you leave them be?

2. A MAJOR LOSS—Last September, you watered in two dozen plugs of dotted Liatris planted in the "perfect spot" (full sun, excellent drainage), but only two come up the following spring. All that money down the drain, what happened?! Do you dare give them a second try?

3. SEEDY SUSAN—You sowed some black-eyed Susan in a new prairie garden for quick color and two years later it's everywhere. Oops. It hasn't choked anything out, but is casting shade on the slow-growers. Do you reign it in and, if so, how?

### What Happened Next

VOLUNTEER VINES—Even though it may have worked as living mulch, Rachel ripped out the winter creeper as completely as she could, worried about its reputation for invading native woods. As for the Virginia creeper, she let it be in the hopes that it will cover up her dull siding and the bare spot under the eave. We'll see if its spread will eventually make her regret this decision, but she's hoping the bluestar can hold its own.

A MAJOR LOSS—Bob guesses that voles or moles ate up all the young gayfeather corms, and that they'll do the same thing again if given the chance. But feeling it would be such a nice spot for Liatris, he wasn't going to give up yet. Instead, he decided to sow a few hundred seeds over the next couple winters, with the idea that when they all germinate in spring, there will be too many for the voles to keep up with and a few will skate by to maturity.

SEEDY SUSAN—Rachel first tried to beat back the Susans via thorough deadheading to keep new seed from setting. Then she mulched for good measure. But when those yellow flowers came up gangbusters again after two years of this routine, she ripped them out by the roots in a fit of frustration. Rachel figures this act of soil disturbance left the garden even more vulnerable to germination, and now she's worried she'll be battling black-eyed's for the rest of her life.

Garden designer Vita Sackville-West confessed "I have had to eat my words so often, they are getting to be almost palatable." Sooner or later, spouting forth plant knowledge always seems to end with having to eat our words. If you need humility, we recommend taking up gardening. And if you want to confess your gardening mistakes in public, you can post them in comments on the Nebraska Statewide Arboretum's Facebook page and we will commiserate and learn together.

*Rachel Anderson, Nebraska Statewide Arboretum, [plantnebraska.org](http://plantnebraska.org)*

## PLASTIC POTS AND THE GREEN INDUSTRY: PRODUCTION, USE, DISPOSAL AND ENVIRONMENTAL IMPACT

*From the Association of Professional Landscape Designers*

The APLD Sustainability Committee and Missouri Botanical Garden conducted a research study on plastic pots. This report discusses what they have learned about the production, use, disposal and environmental impact of horticultural plastics. It presents the consequences of increasing production and use of these pots without a solution to the problems of disposal.

View the report at: <https://www.apld.org/wp-content/uploads/2020/07/APLD-Plastic-Pots-White-Paper.pdf>

# Premium Quality Turfgrass

## FOR EVERY LANDSCAPE



**Legacy**  
BUFFALOGRASS  
Turf-Type BuffaloGrass  
Offering a New Dimension  
in Turf Maintenance.



**RTF**  
Rhizomatous  
Tall Fescue  
The Only Tall Fescue  
with True Rhizomes.



**HGT**  
healthy grass  
TECHNOLOGY  
Kentucky Bluegrass  
Engineered for  
Ultimate Performance.



[www.toddvalleyfarms.com](http://www.toddvalleyfarms.com)  
info@toddvalleyfarms.com • 800.869.8544  
950 Cty Rd M • Mead NE 68041

# NEBRASKA NURSERY NEWS

## PLANT NATIVE: SWEET CONEFLOWER



Plant Native: Sweet Coneflower, *Rudbeckia subtomentosa*  
 Height: 5-6'                      Spread: 2'  
 Sun: full sun                      Water: medium to light

This tough, dependable prairie plant deserves a space in any sun-loving garden. It grows naturally in high quality prairies and sometimes in disturbed areas and clearings. It is an upright, clump-forming perennial with gray-green leaves and long, sturdy stems. It blooms over a long period, often during the hottest time of year, from mid-summer to early fall. The plants are crowned by glowing yellow, daisy-like flowers to 3" across, with a pleasant sweet smell, similar to sweetgrass. Each flower has a central brownish-purple cone packed with over 200 little nectar tubes. The persistent, deep brown cones remain attractive all fall and winter. It is easy to grow in average, well-drained garden soils and tolerates heavy clay, summer heat and humidity. This is a low maintenance plant, but it may flop and topple if coddled with too much irrigation, fertilizer or shade. The flowers attract butterflies, beneficial wasps, pollinating flies and beetles. The silvery checkerspot butterfly larvae and several species of moths feed on the foliage.

*Native plant recommendations from the Nebraska Statewide Arboretum, [plantnebraska.org](http://plantnebraska.org)*

## NATIONAL GARDEN BUREAU ANNOUNCES FIVE PLANT CLASSES FOR THE 2021 "YEAR OF THE" PROGRAM

The National Garden Bureau has announced the five plant classes that will be featured in the 2021 "Year of the" program.

- For the bulb crop, 2021 will be the Year of the Hyacinth.
- For annuals, 2021 will be the Year of the Sunflower.
- For edibles, 2021 will be the Year of the Garden Bean.
- For perennials, 2021 will be the Year of the Monarda.
- For flowering shrubs, 2021 will be the Year of the Hardy Hibiscus.

The "Year of the" program chooses crops specifically for the North American market that are easy to grow, genetically diverse, and with a lot of new breeding to showcase. Breeders, brokers, seed companies, growers and garden centers throughout the U.S. and Canada are urged to highlight these flowers and plants when planning their marketing for the 2021 season as the publicity generated from this program is substantial. How popular is this program? The five "Year of" pages on the NGB website are consistently in the top 10 visited pages by thousands of site visitors every month.

*Nursey Management - Posted by Julianne Mobilian - [NurseryMag.com](http://NurseryMag.com)*

**ONLINE STORE**

**NOW AVAILABLE!**

✓ SOIL

✓ MULCH

✓ RIVER ROCK

Shop our supply yard online today!

[SunValleyOmaha.com/Products](http://SunValleyOmaha.com/Products)  
 5601 Harrison St. Omaha, NE 68157 | (402) 932-5704

## ALL THINGS GREEN

The Nebraska Statewide Arboretum's monthly brownbags on "All Things Green" are now online. They are held the first Thursday of each month with a different topic. Watch on the NSA Facebook page - <https://www.facebook.com/NeArb/>. The following 2020 dates will have different topics and will be held Sept. 3 / Oct. 1 / Nov. 5 / Dec. 3.

## NEBRASKA NURSERY NEWS

# BENEFICIAL LANDSCAPES: LONELY TREES HOW TO HELP, AND HOW NOT TO



In our modern landscapes, trees often get planted as lone individuals surrounded by a sea of lawn. This is less than ideal for trees—and vice-versa. Trees typically grow in forests where little grass is present. When trees are placed in lawns and those lawns are excessively fussed over (and we Americans love to fuss over our lawns) trees can be sitting ducks for such things as mower and trimmer damage as well as herbicide injury. Another issue is underground as tree roots and lawn roots don't always mix well. Lawn soils are often wet and compacted which favors grasses while tree roots prefer loose soils rich in microbial and fungal life.

This is too bad, because we can have both a nice, highly-functional lawn and healthy trees if we do it right. One place to start is by surrounding trees with companion plantings that create an island of landscape. Trees in landscape beds will suffer fewer conflicts with lawn care and the soils typically become more bioactive and sustaining for the trees and the other companion plants that share the rooting zone.

Tree islands can be small—such as a few perennials or groundcovers in the mulch ring around the tree. But generally speaking, the larger they are the more benefits they provide. Good companion plants include shrubs of all kinds, as well as many perennials, ornamental grasses and various groundcovers. When the trees are young, the companion plants should be sun-loving. But as the trees grow, the companion plantings can transition to more shade-tolerant types.

Another great benefit of island planting—especially big islands, is that they reduce the amount of inputs associated with lawncare including mowing, trimming, aerating, watering, fertilizing and pesticing (is that a word?). As someone who abhors mowing, this is a big plus for me. However, less lawn does not necessarily mean less management time. Landscape islands do require ongoing work weeding, trimming, replanting, watering and sometimes re-mulching. That's a willing tradeoff for me as I much prefer gardening to lawn care.

Do your trees a favor and use more of them as anchors to island plantings. Not only will your trees be healthier and grow faster, the companion plantings will increase insect and wildlife biodiversity, improve soil health, aid in stormwater infiltration, help with water conservation and add dynamic beauty that increases property value and perhaps even the envy of neighbors.

### What not to do

It's important not to change the grade around established trees when adding other plants around them. In the modern landscape, people often like to put borders of rock, timbers or concrete blocks around their trees to create a crisp separation between the two, and often the soil level within these borders is raised for planting annual or perennial flowers within them. There's nothing wrong with a hardscape border around a tree or a landscape bed, but it's important NOT to change the soil grade within those beds if they're being constructed around existing trees.



Raising the soil level is the equivalent of planting the tree too deep, which can lead to serious root decline and potential tree death. Many people don't realize that most tree roots grow within a few inches of the soil surface where they're better able to exchange atmospheric gases and compete for soil nutrients.

A simpler solution that is better for trees is to establish an at-grade mulch ring around new trees and plant companion plantings directly within that mulch ring. There's no need for hardscape edging.

For new trees, similarly, it's best not to change the soil grade in a small area around the tree since their roots will eventually reach far beyond the base of the tree.

*Justin Evertson, Nebraska Statewide Arboretum, [plantnebraska.org](http://plantnebraska.org)*

## EASTERN REDCEDAR ON THE GREAT PLAINS: GREAT PLAINS SOCIETY OF AMERICAN FORESTERS POSITION STATEMENT

The Great Plains Society of American Foresters recently released a paper regarding eastern redcedar's (*Juniperus virginiana* L.) presence on the Great Plains. The issue of encroachment has led to some contention surrounding the appropriate place for eastern redcedar in the Great Plains, between well-intentioned natural resource professionals, public and private landowners, public agencies, and private NGOs. To view the position paper, go to <https://www.gpsaf.org/2017/position-statements/>.

## NEBRASKA NURSERY NEWS

# NCN CONTINUING EDUCATION HOURS UPDATE FOR 2021 RENEWAL

At their last meeting, the NNLA Board of Directors approved allowing online courses attended by Nebraska Certified Nurseryman (NCNs) in 2020 to count towards the 5.0 CE hour requirement for maintaining certification. Online courses, outside of those hosted by NNLA, will need to be reviewed by the NCN Committee or NNLA Board of Directors.

### **NNLA Policy on Certification, Maintaining Certification**

Certification lasts for one year. Continuing education (CE) must be completed each year. The current requirement is the certified individual must attend five (5) hours of continuing education in the horticulture field at a state, regional or national event(s) each year. The Certification Committee reviews the list of events and evaluates potential events for inclusion on a case to case basis.

To request a review of a course, NCNs should send an email to the NNLA office ([jennifer@youraam.com](mailto:jennifer@youraam.com)) with any supporting documentation (agenda, session descriptions, etc.) to be reviewed. Courses will be posted on the NCN webpage at <http://nnla.org/certification/> as they are approved. If your course is already listed, you do not have to submit for approval.

NCNs are responsible for tracking their continuing education hours and submitting documentation of those hours to the NNLA office with their renewal.

## JOB OPENINGS

As a member benefit, NNLA will post job openings to our website for no cost. To view current posting, go to [nnla.org/resources/job-openings-2/](http://nnla.org/resources/job-openings-2/). If you have a current posting, notify NNLA if you want it removed or updated. To list an opening, email [jennifer@youraam.com](mailto:jennifer@youraam.com) with the information to be posted.

# Wedgle® Direct-Inject™ TREE INJECTION SYSTEM

Our advanced technology for tree treatment allows you to

**INCREASE THE  
NUMBER OF TREES  
YOU TREAT  
IN A DAY!**



- ◆ No drilling damage
- ◆ No mixing at job sites
- ◆ No guarding or return trips
- ◆ No waiting for uptake
- ◆ Treats most trees in five minutes or less!
- ◆ Successful and most profitable add-on service

Multiple injection tips designed for all types of trees, conifers and palms  
Insecticides • Fungicides • PGRs • Antibiotics • MicroNutrients

Learn more! Call 800.698.4641 or visit [ArborSystems.com](http://ArborSystems.com) for information and videos





## NEBRASKA NURSERY NEWS

### UNSOLICITED SEED FROM CHINA

Thousands of Americans have reported receiving unsolicited packages of seed from online sellers, which appear to have originated in China. These packages of seed are often labeled as other items, such as earrings or jewelry, and have no labeling to indicate the type of seed.

USDA believes this is part of a “brushing” scam, where companies falsify orders and reviews in an attempt to increase their online profile. In addition to seeds, bulbs and small plants have been received, along with a number of non-agricultural commodities.

State Departments of Agriculture are working with USDA to collect these unsolicited seeds, and submit them for testing to identify them, and determine whether they carry any plant pests. The seeds potentially pose a threat to U.S. agriculture and the environment, as they could contain noxious weeds or carry diseases or plant pests.

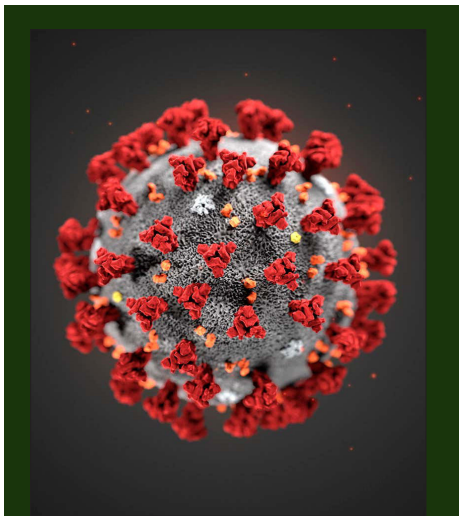
Individuals who receive unsolicited seed should mail the unopened seed packets to: USDA APHIS PPQ, Attn: Cindy Stuefer-Powell, 5940 S. 58th Street, Lincoln, Nebraska, 68516

For more information on unsolicited seeds, visit [https://www.aphis.usda.gov/aphis/newsroom/stakeholder-info/sa\\_by\\_date/sa-2020/sa-07/seeds-china](https://www.aphis.usda.gov/aphis/newsroom/stakeholder-info/sa_by_date/sa-2020/sa-07/seeds-china)

### 2020 NNLA EVENTS MOVED TO VIRTUAL PLATFORM

The NNLA Board of Directors has made the difficult decision to not hold in-person events in 2020. The Eastern Field Day and the Winter Conference/Annual Meeting have been moved to virtual platforms. Planning for both events is currently underway. Watch for emails and the next newsletter issue for specific details.

Below are some national events which have shared they have been canceled or postponed.



#### COVID-19 RESOURCES

To help you find resources related to COVID-19, NNLA has added a specific page to the NNLA website - <http://nnla.org/covid-19-coronavirus-resources/>. You can also find this page via the tab bar on the home page for easy access. Check back regularly to look for updates.

- Oklahoma Nursery and Landscape Association (ONLA) has made the decision to postpone Oklahoma Grows, originally scheduled for October 29-30, 2020 until 2021.
- MANTS will not be hosting an in-person tradeshow as planned, January 6-8, 2021, at the Baltimore Convention Center. Instead they will launch of an online platform on which exhibitors and registered buyers can connect to network and conduct business.
- The GIE+EXPO has postponed until October 20-22, 2021 in Louisville, Kentucky.
- The National Association of Landscape Professionals has moved their LANDSCAPES 2020 to a virtual experience in October 2020.
- The TCI EXPO 2020 will not hold their event in Baltimore, Maryland. They are planning for a virtual event in early 2021.

## Committed to Client Success



[federatedinsurance.com](http://federatedinsurance.com)

Commercial Insurance Property & Casualty  
Life & Disability Income | Workers Compensation  
Business Succession and Estate Planning | Bonding  
Federated Mutual Insurance Company and its subsidiaries\*

\*Not licensed in all states.  
20.09 Ed. 4/20 © 2019 Federated Mutual Insurance Company

# NEBRASKA NURSERY NEWS

## EAB UPDATE



**Blair Tree Woodpecker Damage – Woodpecker damage and severe crown dieback seen on this ash tree in Blair, NE – photo credit David Nielsen, NDA**

Several new finds of emerald ash borer (EAB) have already been made this summer, resulting in three new Nebraska counties being confirmed for EAB infestations. In June, EAB-infested trees were found in Kearney (Buffalo County). Staff with the City of Kearney Parks Department noticed declining ash trees and reported those concerns to the Nebraska Department of Agriculture (NDA). A site visit confirmed D-shaped exit holes and serpentine galleries present on the trees, and adult EAB specimens were collected and ultimately confirmed by the U.S. Department of Agriculture identifier as EAB.

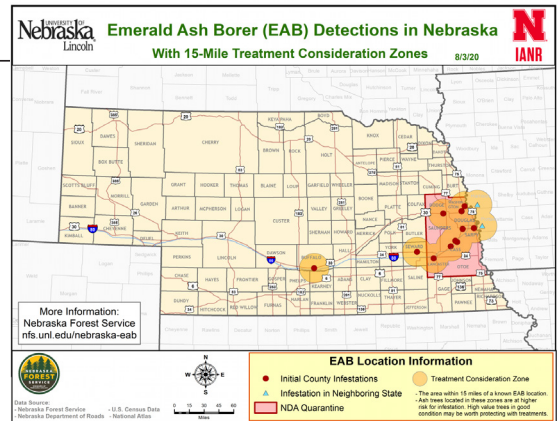
A tree care company reported declining ash trees in July, in both Blair and Kennard, (Washington County). NDA staff visited the site, and confirmed D-shaped exit holes and symptomatic trees. No EAB insects were collected, but based on the signs of EAB present and the tree decline, staff determined EAB was present.

A single adult EAB was caught in a trap in Seward (Seward County), in late July 2020.

No changes to the Nebraska EAB quarantine will be made until the end of the survey season, later this

fall. The quarantine currently covers eight counties: Cass, Dodge, Douglas, Lancaster, Otoe, Sarpy, Saunders and Washington. A full copy of the NDA EAB quarantine along with other EAB regulatory information can be found online at <https://nda.nebraska.gov/plant/entomology/eab/index.html>.

To report possible EAB infestations in uninfested counties or for information on the quarantine or certification options for regulated commodities, contact Julie Van Meter at 402-471-6847 or [Julie.vanmeter@nebraska.gov](mailto:Julie.vanmeter@nebraska.gov).



**Blair Tree Exit Hole - D-shaped exit hole in ash tree in Blair. Photo credit David Nielsen, NDA**

## NNLA SCHOLARSHIP

The Nebraska Nursery and Landscape Association is pleased to announce they will be providing a scholarship again this year to full-time horticulture students in Nebraska colleges. The NNLA believes in investing in students pursuing degrees in horticulture.

We encourage you to promote this scholarship to area students and urge them to complete the application packet available on the NNLA website. Applications are due by December 10.

The applicants will be notified by the Nebraska Nursery and Landscape Association the first week in January.

NNLA also has a student membership available. There is no cost to Nebraska horticulture students to participate in NNLA. Student membership forms are available on the NNLA website if you have students who would be interested.

# Ingredients to a Great Impression

QUALITY. VARIETY. EXPERIENCE. EXPERTISE. SERVICE.

Our priority is to deliver the best and freshest products that meet your highest standards and help you grow your business.

- B&B Trees • Evergreen Trees/Shrubs
- Bagged Trees • Deciduous Shrubs
- Shrub Roses • Ornamental Grasses
- Perennials • Annuals • Grafted Evergreens
- Topsoil • Hardwood Mulch



**Papio Valley**  
nursery

11015 South 48th Street  
Papillion, NE 68133  
Phone: 402.547.5001  
Fax: 402.505.3421  
[papiovalley.com](http://papiovalley.com)

## NEBRASKA NURSERY NEWS

### BENEFICIAL LANDSCAPES: PLANTS FOR SANDY SOIL

If you're sitting on sandy soil and don't have a flower garden, it's well worth starting one. The rest of us—who sigh with disappointment every time we read “must have well-drained soil” in a nursery catalog—can't let you waste this opportunity that's lying at your feet.

Sand, the largest of soil particles (and the only one visible to the naked eye), is no stranger to the state. It can be found along the Platte River lands and all over the Sandhills. Characterized by excellent drainage, low fertility and resistance to compaction, sandy soil creates a truly unique setting for landscaping in Nebraska. If you are willing to leave behind the nutrient- and water-loving plants often featured in magazines (astilbe, bleeding heart, hellebore, hardy hibiscus, viburnum, hydrangea, daylily), you will find a whole new palette of plants worth their salt in color, texture and toughness. Fold in compost for a boost in nutrient and moisture retention, and the possibilities are striking.

Not only do prairie natives behave better in sandier conditions—what flops for someone else can stand straight for you (little bluestem, blazingstar) and what stretches to six feet for them may stay content at four (big bluestem, milkweed)—but the saturated reds, blues and oranges you usually have to drive to the Rocky Mountains to see are suddenly growable at home. Just don't jeopardize the good thing you've got going: avoid over-mulching and over-irrigating, both of which can cause rot in most xeric plants. In other words, if you find it wilting, don't run for the hose; replace it with another plant that will thrive there. And less mulch might mean more weeds until things fill in, but sandy soil makes pulling or hoeing them almost fun. Below are some wonderful flowers for sand.

*Rachel Anderson, Community Landscape Specialist*

#### Purples, Pinks and Blues

- Appleblossom grass, *Gaura lindheimeri*
- Blazingstar, *Liatris punctata*, *L. squarrosa*
- Dianthus, *Dianthus cultivars*
- Garden salvia, *Salvia nemorosa*
- Hummingbird mint, *Agastache rupestris*
- Penstemon strictus, *P. grandiflorus*, *P. x mexicale*
- Prairie flax, *Linum lewisii*
- Purple poppymallow, *Callirhoe involucrata*
- Purple prairie clover, *Dalea purpurea*
- Resinous skullcap, *Scutellaria resinosa*

#### Whites to Reds

- Butterfly milkweed, *Asclepias tuberosa*
- California fuchsia or Hummingbird trumpet, *Zauschneria garrettii*
- Cushion spurge, *Euphorbia polychroma*
- Fendler's aster, *Aster fendleri*
- Lanceleaf coreopsis, *Coreopsis lanceolata*
- Lupine, *Thermopsis villosa*, *T. montana*
- Oriental poppy, *Papaver orientale*
- Pineleaf penstemon, *Penstemon pinifolius*
- Prairie sage, *Artemisia ludoviciana*, *A. frigida*
- Prairie zinnia, *Zinnia grandiflora*
- Primrose, *Calylophus serrulatus*, *Oenothera macrocarpa*
- Skyrocket gilia, *Ipomopsis aggregata*
- Torchlily, *Kniphofia uvaria*
- Yarrow, *Achillea cultivars*

#### Grasses

- Grama, *Bouteloua curtipendula*, *B. hirsutus*, *B. gracilis*
- Little bluestem, *Schizachyrium scoparium*
- Sand lovegrass, *Eragrostis trichodes*
- Plains muhly, *Muhlenbergia cuspidata*
- Junegrass, *Koeleria macrantha*
- Blue oat grass, *Helictotrichon sempervirens*
- Blue fescue, *Festuca ovina*
- Buffalograss, *Buchloe dactyloides*

#### Part Sun

- Balloonflower, *Platycodon grandiflorus*
- Sprengel's sedge, *Carex sprengellii*
- Appalachian sedge, *Carex appalachica*
- Prairie petunia, *Ruellia humilis*
- Dwarf spiderwort, *Tradescantia tharpii*
- Fremont's clematis, *Clematis fremontii*
- Pussytoes, *Antennaria parviflora*
- Birdsfoot violet, *Viola pedata*
- Ornamental onion, *Allium senescens* var. *glaucum*, *A. stellatum*, *A. cernuum*
- Yellow columbine, *Aquilegia chrysantha*

### PLANT NATIVE: BUTTERFLY MILKWEED



Plant Native: Butterfly Milkweed, *Asclepias tuberosa*

Height: 18"-24"      Spread: 24"

Sun: full sun Water: light

This showy native wildflower grows naturally in some tough conditions—upland sandy prairies, open rocky woodlands and roadside embankments. To be successful in the garden, it is best to try to imitate the brutal natural habitat where this milkweed grows. It is a long-lived, trouble-free perennial when planted in dry, well-drained soils on sunny slopes or at the top of a retaining wall. It loves the heat, so it's slow to emerge in spring. The lance-shaped, shiny leaves are crowded along upright stems, growing into a mound of bright green foliage by early summer. In summer, bright orange flower clusters top the plant, made up of many small star-shaped florets. The showy flowers attract a variety of butterflies, moths and bees. In fall, narrow, gray-green seed pods develop, covered in silky hairs. The pods eventually split open to release the brown seeds, each with silken parachutes to drift away in the wind.

*Native plant recommendations from the Nebraska Statewide Arboretum, [plantnebraska.org](http://plantnebraska.org)*

# NEBRASKA NURSERY NEWS

## SPOTTED LANTERNFLY



*Spotted Lanternfly; Photo Credit, Emelie Swackhamer, Penn State University, Bugwood.org*



*Spotted Lanternfly; Photo Credit, Richard Gardner, Bugwood.org*

Fall is the perfect time to scout for Spotted Lanternfly (SLF). This exotic invasive insect has not been found in Nebraska. But the Nebraska Department of Agriculture (NDA) encourages everyone to keep an eye out for this pest.

In the fall, adults will aggregate on tree-of-heaven (*Ailanthus altissima*). So an easy way to scout for this pest is to check the trunks of tree-of-heaven for these large, colorful insects.

The adult SLF is about 1” in length, with gray forewings. These wings have black spots at the upper half and narrow black rectangles on the lower half. The underwings are red with black wingtips.

There is concern that this pest is spreading in the northeast (currently found in Delaware, Maryland, New Jersey, Pennsylvania and Virginia), and it may move on nursery stock. As with any exotic, invasive pest, early detection is key to effective control.

Be vigilant in keeping an eye open for invaders like SLF. If you think you’ve seen an SLF, take pictures or collect a specimen, and report your suspicions to your NDA Entomology Inspector, or contact Julie Van Meter, NDA Entomology Program Manager/State Entomologist at 402-471-6847 or Julie.vanmeter@nebraska.gov .

### NEBRASKA FOREST HEALTH REPORT

The August 2020 Nebraska Forest Health

Report is available online at

<https://us13.campaign-archive.com/?u=2d77d60349743bfe907ca7f0f&id=5751c51c33>

Read articles about:

- EAB Discovered in Three New Locations
- Degree Days, Drought and Temperature
- Rust on Hawthorn and Pear
- Walnut Twig Beetle
- Test Pest Detector Workshops
- Zimmer Pine Moth

## Do you ship nursery stock out-of-state?

More than just your NE nursery license may be required.  
Don't risk shipping without proper certification!

For info about requirements, contact the  
Nebraska Department of Agriculture  
Export Certification Coordinator at:  
402-471-5902 or agr.phyto@nebraska.gov

**NEBRASKA**  
Good Life. Great Roots.  
DEPARTMENT OF AGRICULTURE



## NEBRASKA NURSERY NEWS


# MARTI NEELY DESIGN AND ASSOCIATES WINS SILVER AT THE APLD LANDSCAPE AWARDS COMPETITION



The opportunity to reimagine a large homesite does not come along very often. When it does and with it a long-term relationship built upon trust it really is an opportunity to treasure.

Morgan Ridge is located on the crest of a hill, centered in the property, almost eleven acres in size. With significant slopes on both the front and back it was afforded lovely views of the sunrise and sunset, but not as much usable space as you would think. With a tightly fenced pool landscaped with river rock, fewer plants than would be pleasing and an awkwardly designed patio space, it was not anything my clients wanted to keep. When in this entertaining area one had no idea of the wonderful expanse of nature outside the fenced boundary as those views were blocked.

The design intent for this project was to create simple, open, and pleasing spaces that respected the views of the land, provide shelter from wind and noise while providing seasonal color and simple to manage plantings. This also had to be perfect for entertaining and family gatherings and repurpose as much of the existing plant and hardscape materials as possible.




The patio and deck were enlarged, providing better access to the pool. Two colors and styles of large format Rochester concrete pavers were used to define the space and break up large expanses, creating more interest. Saw cut, hand chiseled limestone was used for the retaining walls and steps. Plantings were selected for their seasonal interest and ease of care. A large pergola was designed and built out of Cedar and Ipe wood to serve as an architectural feature, provide shelter from the sun and anchor the edge of the space.

The steep slope behind the pool was softened by the addition of more than 300 loads of soil and graded into a soft hill that is now easily mowed, walkable and is no longer an erosion problem. Seeded with low growing native grasses it requires minimal care and enabled us to place the 6' fence, necessary to secure the pool, far enough down slope to not disturb the view of the open field and native tree line. What was once a tiny space of rock and block now has an endless view and is ready for relaxation and play.



Of course, with all this space, the work is never ending. We continue to design and develop new areas, adding to the beauty of the site. Native plants are utilized whenever they will fulfill our goals. Over 200 trees have been added to the land in last 4 years. 150 of these started out as #5, #7 and #15 bagged trees purchased at Papio Valley Nursery. Today most of these have calipered out to 2-3". One would never know they started out as mere twigs. I am pleased to say that 90% of the existing plant materials were transplanted, divided, and used in various areas of the property. All the existing flagstone and retaining wall block was used in other project areas. Brick pavers were repurposed, and boulders relocated.



This past winter the pool and surrounding area was entered in the Association of Professional Landscape Designers (APLD) International Design Competition. It was honored with a Silver Award in Residential Landscape Design. We are extremely excited to be recognized with this prestigious award.

No matter how beautiful, daring, or creative a landscape design may be, it has little value if it is never built. Many thanks are due to the talented team at Greenlife Gardens who have worked for several years taking my vision and making it a reality. They are a great to work with and I cannot thank them enough for helping us achieve this recognition.

*Marti Neely, FAPLD  
Principal, Marti Neely Design and Associates.*

## NATIONAL GREEN INDUSTRY SURVEY

The Southern Association of Agricultural Experiment Station Directors is pleased to announce the release of a New Southern Region Cooperative Series bulletin, SCSB#421: "National Green Industry Survey - Summary Report."

This electronic bulletin is available as a link through the list of Southern Cooperative Series Bulletins on the SAAESD homepage (<https://saaesd.org/bulletins/>), or directly at the following URL: <https://saaesd.org/wp-content/uploads/sites/5/2020/08/National-Green-Industry-Survey-Summary-Report-2019-final-08.30.2020-1.pdf>

This report summarizes information on production and marketing practices and trade flows for U.S. ornamental plant grower and dealer firms, based on a national mail and Internet survey.



PRESENTS



VALA'S  
APPLE ORCHARD  
& CIDER MILL  
est. 2018



# Explore Vala's Pumpkin Patch for NNLA Fall Field Day!

Wednesday, October 14, 2020 at 3:30 p.m.

The NNLA Board of Directors is excited to partner with Vala's Pumpkin Patch for an exclusive behind the scenes virtual video series! Our Fall Field Day will feature Vala's Agriculture Manager, Vaughn Hammond as he gives NNLA an in-depth look at this 100+ year old farm and its operations. With your registration, you will virtually tour the apple orchard, pumpkin patch and the vast plant and tree varieties that inhabit the property.



### Vaughn Hammond, Agriculture Manager, Vala's Pumpkin Patch

Vaughn Hammond is the Agriculture Manager at Vala's Pumpkin Patch and Orchard in Gretna, NE. His career has focused around local foods and sustainable, alternative agriculture and the entrepreneurship related to small farming. His education includes a Bachelor of Science in Horticulture and a Masters of Science in Entomology. His previous experience includes working as Orchard Manager at Kimmel Orchards in Nebraska City and Union Orchard in the Nebraska City Area as well as the University of Nebraska as an Extension Educator and Research Technologist focusing on local food production. He also spent time as an Agriculture Advisor in Afghanistan working with fruit, vegetable and honey producers in the Paktya Province.

Earn up to 2.0 hours of continuing education hours. You will receive 1.0 hour for watching the video series and 1.0 hour for participating in the Q&A Networking Event.

## AGENDA

The Virtual Fall Field Day will be emailed to registrants throughout the week of October 5th in a series of three videos. You will then have the opportunity to participate in a live Q&A Zoom Networking Event on October 14th.

## LOCATION

Grab your favorite beverage from the comfort of your office, home or truck and call in to network with other landscape and nursery professionals and ask Vaughn all your burning questions after watching the videos.

### Gold Sponsor - \$500

- :15 video to be played during each webinar  
*(companies are responsible for production)*
- Sponsorship Slide shown during webinar opening
- Logo listed with sponsors on all marketing materials

### Silver Sponsor - \$250

- Sponsorship Slide shown during webinar opening
- Logo listed with sponsors on all marketing materials

### How to Register:

ONLINE: Register Online at [www.nnla.org/nnla-events](http://www.nnla.org/nnla-events)

MAIL: Mail completed form to Nebraska Nursery and Landscape Association PO Box 10, Milford, NE 68405

EMAIL: Email completed form to [Jennifer@youraam.com](mailto:Jennifer@youraam.com)

FAX: Fax completed form to 402-761-2224

*Questions? Call 402-761-2216 or email [Jennifer@youraam.com](mailto:Jennifer@youraam.com)*

## 2020 NNLA Field Day Registration Form

NAME\*

COMPANY\*

ADDRESS

CITY/STATE

EMAIL\* *\*required*

PHONE

ATTENDEE	Member	Non-Member
Registration Fee	<input type="checkbox"/> \$45.00	<input type="checkbox"/> \$95.00

*\*Email instructions on how to access the videos and Q&A Networking Event will be emailed the week of October 5th.*

Donation to NNLA Scholarship Fund \$ \_\_\_\_\_

### SPONSORSHIPS

Gold Sponsor - \$500       Silver Sponsor - \$250

**Cancelation Policy** – Registrants canceling one week prior to the first session will receive a full refund. After September 28, no refunds will be given.

**TOTAL \$** \_\_\_\_\_

### PAYMENT INFORMATION

- Send check, payable to NNLA, PO Box 10, Milford, NE 68405
- Or please bill my credit card for the total of \$ \_\_\_\_\_.

Name as it appears on card:

\_\_\_\_\_

Card Number:

\_\_\_\_\_

Exp. Date: \_\_\_\_/\_\_\_\_ CVV Code: \_\_\_\_

Signature Authorization

\_\_\_\_\_

*When you provide a check as payment, you authorize us either to use information from your check to make a one-time electronic fund transfer from your account or to process the payment as a check transaction. When we use information from your check to make an electronic fund transfer, funds may be withdrawn from your account as soon as the same day we receive your payment, and you will not receive your check back from your financial institution.*